

TALi ASSESSMENT REPORT

Generated on: 01 Jan 2020

Name	TALi Child
Date of Birth	01 Jan 2015
Gender	Male
Student ID	SI2345678

Assessment Complete

You've completed the TALi Assessment package.

Well done to you and your child for completing the two key assessments of the TALi Assessment package.

The results of these assessments are outlined in this report. If you have questions, please don't hesitate to get in touch with Team TALi.

The TALi Assessment Report consists of two key assessments

① Cognitive Assessment of Attention

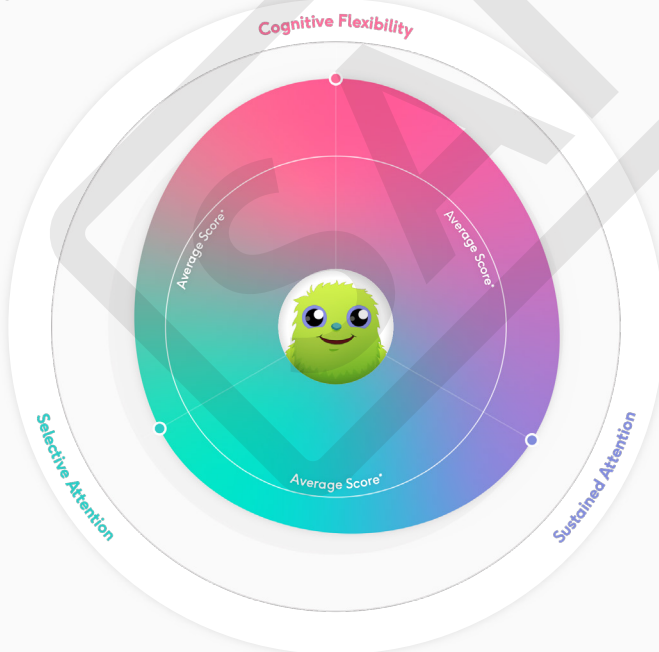
✓ Results available

② Behavioural Assessment of Attention

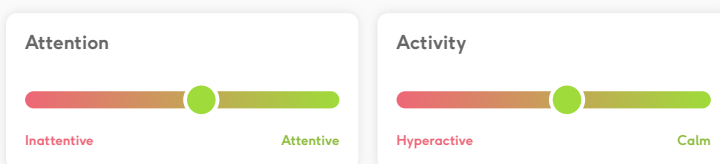
✓ Results available

TALi Attention Profile

Cognitive Index



Behavioural Index



Recommendation: On Track

This report provides information about your child's cognitive attention scores, what scales and indices are low, indicative of poor attentional skills, and how they compare to the normative group. The normative group includes 340 neurotypical children (aged ~4 to ~7) from schools, kindergartens and childcare centres.

This report also provides information about your child's symptoms of inattentive and hyperactive behaviour.

Compared to the normative sample, your child's Overall Cognitive Attention Index is within the above average range.

Among the three core domains of attention, your child seems to have strengths at sustained attention and cognitive flexibility, and average performance in selective attention.

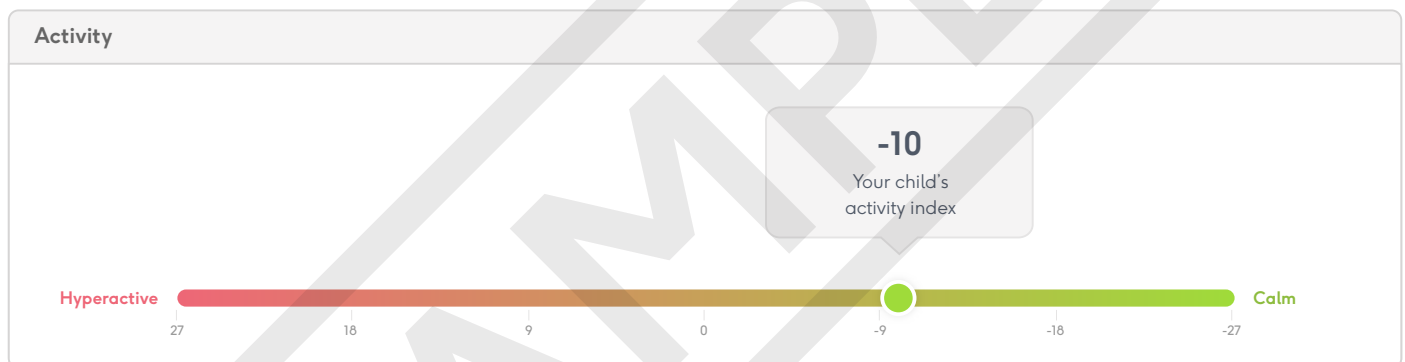
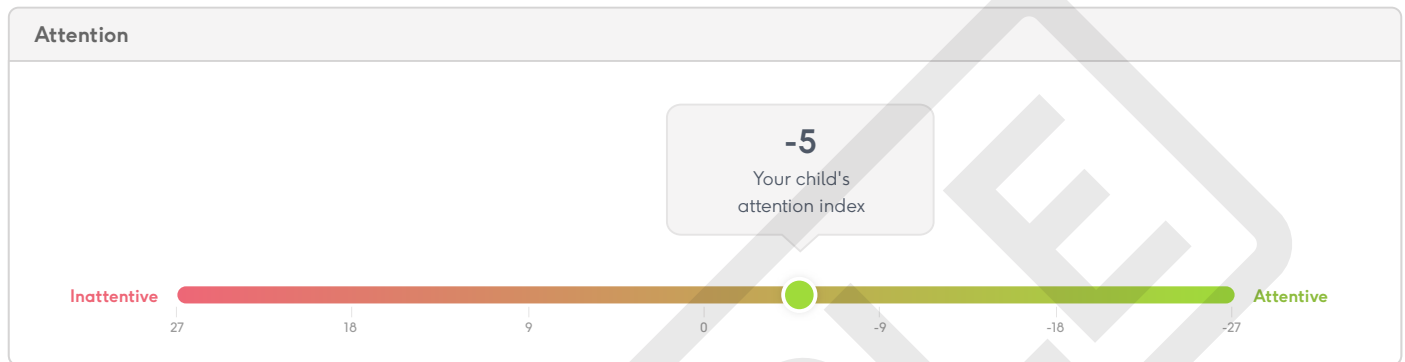
Using the behavioural rating scale that was filled out for your child, they don't seem to have elevated scores for inattentive and hyperactive behaviour.

Please see the next pages for more information about each of these scores.

① Behavioural Assessment

The Behavioural Assessment provides information on your child's inattentive and hyperactive behaviours in everyday life. The first nine questions are related to inattentive behaviour and the last nine questions are related to hyperactive behaviour. The lower the score (more negative), the fewer difficulties in attention.

Date of Assessment:	01 Jan 2020	Assessed by:	TALi Parent
----------------------------	-------------	---------------------	-------------



Index	Score	Range
Overall Behavioural Index	-15	Slightly Above Average
Attention Index	-5	Slightly Above Average
Activity Index	-10	Above Average

Summary of Behavioural Assessment

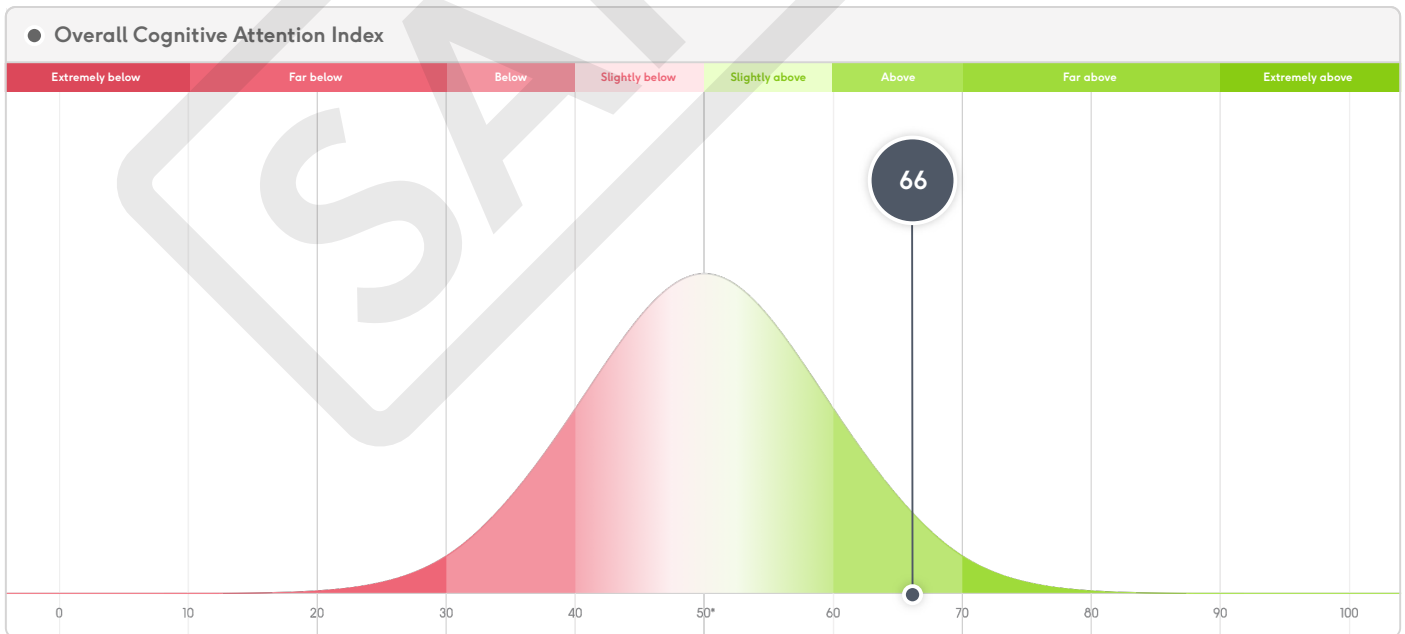
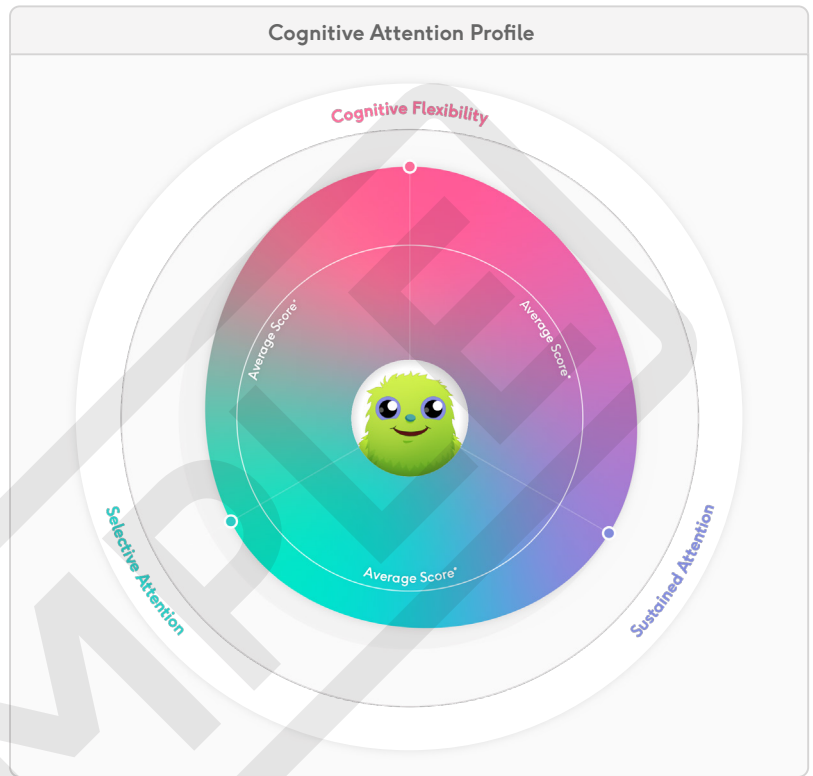
Based on this assessment, your child has lower scores for inattentive and hyperactive behaviours. This indicates that your child's assessor reported fewer concerns about their inattentive and hyperactive behaviours than are typically reported for their age group.

② Cognitive Assessment

The Cognitive Assessment provides a quantitative report of your child's attention skills. It includes six mini digital-games which provide a basic first screening indication of a child's ability to selectively attend to important information, flexibility to appreciate different perspectives and self-control to resist distractions.

Date of Assessment:	01 Jan 2020
Assessed by:	TALi Parent

Overall Cognitive Attention Index 66	
Overall Cognitive Attention	Above Average
Selective Attention	Slightly Below Average
Sustained Attention	Far Above Average
Cognitive Flexibility	Far Above Average



* Average Score is 50, adjusted for child's age and gender, based on a standardisation sample of over 300 Australian children.

The comments made in this report should be used as an aid in the assessment process of your child. Other sources of information (e.g., other performance-based assessments or behavioural observations) should be used in conjunction with the information from the TALi reports when assessing an individual. The information contained in this report should be treated as confidential.

The TALi Cognitive Assessment is not designed to be a stand-alone tool or a replacement for a complete diagnostic attention assessment carried out by a qualified healthcare professional. As such, this report should not be taken as medical advice. The results of this assessment may vary depending on the time of day, the environment and whether the child understood the requirements of the exercises. If you have concerns about the results of this assessment, then we recommend contacting your doctor or paediatrician who can provide advice on child health professional services in your local area. View our Terms & Conditions and Privacy Policy at talihealth.com.

Attention Index	Standardised Score	Percentile
Overall Cognitive Attention Index	66	94%

The Overall Cognitive Attention Index is calculated from your child's accuracy and speed of performance in each of the seven games, whilst also taking their age and gender into account. This score is indicative of your child's overall attention skills and how they compare to an average child their age and gender. This score is reported in T-score format which means a score of 50 represents an average performance. Any score lower than 40 represents a poor performance and a score below 30 might be an early indicator of a child's attention vulnerabilities.

Well done! Your child's Overall Cognitive Attention Index is within the above average range. This means, based on the Cognitive Assessment, your child shows higher level of attention skills when compared with average age and gender-matched peers in our normative sample of Australian children.

Your child's Overall Cognitive Attention Index is 66, which is better than 94% of the other children in the normative sample.

Selective Attention Index	42	21%
<p>The Selective Attention Index is calculated from your child's accuracy and speed of performance in three of the games measuring visual search abilities, whilst taking into account their age and gender. This score is indicative of your child's visual attention skills in orienting their attention to what's important in completing a task and filtering out anything that distracts them from that task. For example, the better your child's selective attention abilities, the more focused they can be on the teacher in the classroom and the less distracted they can be by the other kids in the class. This score is also reported in T-score format which means a score of 50 represents an average performance.</p> <p>Compared to the normative sample, your child's Selective Attention Index is in the slightly below average range. Your child's score of 42 is better than 21% of the other children in the normative sample.</p>		

Sustained Attention Index	75	99%
<p>The Sustained Attention Index is calculated from your child's accuracy and speed of performance in two of the games measuring vigilance, whilst taking into account their age and gender. This score is indicative of your child's ability to maintain concentrated attention over prolonged periods of time. For example, the better your child's sustained attention abilities, the longer they can keep focus on the teaching material in the classroom. This score is also reported in T-score format which means a score of 50 represents an average performance.</p> <p>Compared to the normative sample, your child's Sustained Attention Index is in the far above average range. Your child's score of 75 is better than 99% of the other children in the normative sample.</p>		

Cognitive Flexibility Index	81	99%
<p>The Cognitive Flexibility Index is calculated from your child's accuracy and speed of performance in one of the games measuring shifting abilities, whilst taking into account their age and gender. This score is indicative of your child's ability to refocus attention to a new task and shift between different mental sets. This ability is believed to have not yet developed in neurotypical children under 3, with increases in shifting abilities occurring between 3 and 5 years. This score is also reported in T-score format which means a score of 50 represents an average performance.</p> <p>Compared to the normative sample, your child's Cognitive Flexibility Index is in far above average range. Your child's score of 81 is better than 99% of the other children in the normative sample.</p>		